

QUALITY

Winnebago RVs are designed and built around you, with superior craftsmanship, advanced manufacturing technologies and steel-focused construction to enhance safety and reliability.

INNOVATION

From groundbreaking RVs to game-changing features to the spacious floorplans made possible by our SmartSpace™ design, our heritage is unrivaled for continuous industry firsts in vehicle technology and design.

SERVICE

Our carefully chosen dealers are supported by factory training and our advanced parts supply system, while owners benefit from excellent real-world customer support as well as 24/7 access to online technical information.

BELONGING

Winnebago owners are a connected community – some of the friendliest, most knowledgeable and welcoming RVers you'll find anywhere.

WINNEBAGO



©2024 Winnebago

WINNEBAGO

EKKO SERIES

Up for whatever, whenever, wherever.

Whether your next adventure is a weekend getaway or an epic cross-country trek, the EKKO™ is built to take you there — along with your gear and up to three passengers — and keep you comfortable once you arrive.

- » AWD to take you anywhere
- » Off-grid capabilities for longer stays
- » Fully equipped for extended-season use
- » Seats and sleeps up to 4
- » Hauls plenty of outdoor gear

WINNEBAGO



Ready to roll

The all-wheel-drive EKKO comes fully equipped with a full suite of safety and convenience features, plus innovative solutions for storage, sleeping and cooking.



- 1 AWD FORD® TRANSIT CHASSIS WITH 3.5L ECOBOOST® V6**
with 10-speed automatic transmission, 4-wheel anti-lock disc brakes, tow hitch and more
- 2 OPTIONAL POP-TOP**
with FROLI® sleep system adds panoramic views and comfortable sleeping for two
- 3 PASS-THROUGH HEATED GEAR GARAGE**
with L-track cargo tie-down system, Modular Lightweight Load-carrying Equipment (MOLLE) panel, 12V/110V charging ports and removable floor liner
- 4 STANDARD SOLAR PANELS**
three panels (up to 455 watts) or 1 panel (up to 220 watts) with pop-top
- 5 OPTIONAL OUTDOOR KITCHEN**
with chest-style refrigerator/freezer, 2-burner cooktop, flip-up counter, quick-connect faucet, collapsible sink, and quick-connect LP hose (NA with pop-top)
- 6 POWERED PATIO AWNING & AVAILABLE BATWING AWNING**
Three-sided coverage lets you kick back in the shade, cook outdoors or load your gear in the rain, or just take in the mood lighting on a cool night
- 7 ALL-WEATHER PREPPED**
extensive insulation, dual pane acrylic windows and multiple heated exterior compartments keeps you (and your gear) warmer when it's cold, and cooler when it's hot*

*Disclaimer: Winnebago recommends following the winter use guidelines and winterization procedures outlined in your owner's manual whenever camping in freezing conditions.



Comfortable accommodations for any adventure.



ENERGY SYSTEM

- » Standard lithium-ion batteries for further energy independence
- » Second alternator dedicated to charging the batteries
- » Up to three solar panels pump out 455 watts
- » Quiet, powerful and efficient gas generator




PLUMBING SYSTEM

- » 50-gallon freshwater tank with proportionate waste tanks located inside the coach
- » Convenient access to heated and insulated water service center
- » Truma® AquaGo® Comfort+® water heater
- » Water lines inside the coach
- » Water purification system



HVAC SYSTEM

- » 13,500 BTU air conditioner
- » Truma® VarioHeat™
- » Extended-season insulation
- » Gold Certification from Truma® for cold-weather capability



A comfortable, functional place to call home.

1. Cab

Conveniences include a multi-function touchscreen with rear display, Apple CarPlay, Android Auto and more.

2. Lounge area

LED lighting and dual-pane windows brighten the lounge while conserving energy. The driver seat swivels toward the dinette, which features a pull-up/fold-down table for dining, work or games.

3. Galley

Everything you need to prepare your favorite meals and snacks: microwave, 2-burner LP cooktop with cover, 5.3 cu. ft. compressor-driven refrigerator/freezer, stainless-steel sink with cover, even a pantry for staples.

4. Swivel work table

The adjustable/removable galley extension also serves as a table or workstation for the swivel passenger seat.

5. Bathroom

The EKKO dry-wet bath includes a swiveling cassette-style toilet, shower with Oxygenics showerhead, sink and a pivoting wall that turns the lavatory into a shower.

6. Sleeping area

The EKKO features our Flex Bed system, with twin beds that easily convert to a queen bed, as well as our WinnSleep system for exceptional comfort. The optional pop-top provides additional sleeping space for two.

7. Storage

In addition to the heated gear garage, the EKKO includes multiple overhead cabinets, drawers and customizable under-bed storage in the back.



22A

Dotted lines denote overhead storage area.
Magenta dashed lines denote access to pop top.
Floorplans are representations only and are subject to change.
Please contact a certified Winnebago dealer for more information.



With the efficiency of a camper van, the capacity of a Class C coach, and the enhanced capability of AWD, the Winnebago EKKO represents not just a new model, but an entirely new type of RV.




CAB SAFETY FEATURES

Ford® safety enhancements include adaptive cruise control, lane-keeping assist, pre-collision assist with automatic emergency braking, driver alert, and more.



INNOVATIVE WET BATH

The dry-wet bath incorporates the German-engineered VunderWall™, which easily pivots to provide a more spacious shower while keeping the sink and toilet dry.



DINETTE SEATING WITH 3-POINT SEATBELTS

The forward-facing seats in the EKKO dinette feature 3-point seat belts with child-seat anchors.

WEIGHTS & MEASURES	22A	23B
Exterior Length	23'	24'6"
Exterior Height ¹	10'6"	10'11"
Exterior Width	7'2.5"	7'2.5"
Exterior Storage (cu. ft.)	65.3 ^A	64 ^B
Awning Length	13'	13'
Interior Height	6'8"	6'8"
Interior Width	6'9"	6'9"
Freshwater Tank Capacity ² (gal.)	50	50
Water Heater Capacity (gal.)	Continuous	Continuous
Cassette Toilet Capacity (gal.)	51	51
Holding Tank Capacity ² – Gray (gal.)	40	40
LP Capacity ³ (lbs.)	5	5
Fuel Capacity (gal.)	31	24.5
GCWR ⁴ (lbs.)	15,000	15,250
GVWR (lbs.)	11,000	11,030
GAWR - Front (lbs.)	4,630	4,410
GAWR - Rear (lbs.)	7,275	7,720
Wheelbase	156"	170"
Sleeps ⁵	4	5

^{A)} Estimated storage without available exterior kitchen. Rear garage equates for 54.6 cu. ft. of storage (22A).

^{B)} Rear garage equates for 55 cu. ft. of storage (23B)

Chassis

FORD® AWD TRANSIT CHASSIS (22A)

3.5L EcoBoost® V6 gas engine, 10-speed automatic SelectShift® transmission w/overdrive

4-wheel anti-lock disc brakes

High-intensity discharge (HID) headlamps

Trailer hitch⁶ 5,000-lb drawbar/500-lb. maximum vertical tongue weight w/7-pin connector

All-season tires

Stylized performance wheels

Spare tire

MERCEDES-BENZ® AWD SPRINTER CHASSIS (23B)

2.0L high-output, turbo-diesel 4-cylinder engine, 9-speed automatic transmission with overdrive

4-wheel ABS brakes

LED high performance headlamps

Trailer hitch⁶ 5,000-lb drawbar/500-lb. maximum vertical tongue weight w/7-pin connector

All-terrain tires

Stylized performance wheels

Spare tire

Cab Conveniences

FORD® AWD TRANSIT CHASSIS (22A)

Radio/rearview monitor voice recognition system colored multi-function touchscreen w/SYNC® navigation, AM/FM stereo with HD/SiriusXM® with 360L capability, Apple CarPlay® Android Auto™ Bluetooth® voice recognition, dual USB ports and integrated rear camera display

FordPass™ Connect app

Fabric cab seats, armrest, fixed lumbar support, headrest, recline, slide and swivel

Airbags driver and passenger

3-point seat belts

2 cab seat lounge cushions

Intelligent access w/push-button start

Traffic sign recognition

Intelligent speed assist

Intersection assist

Power windows

Power mirrors w/defrost and turn signals

Power assist steering w/tilt and telescoping wheel

Intelligent adaptive cruise control

Lane-keeping assist

Pre-collision assist w/automatic emergency braking

Driver alert

Automatic rain-sensing wipers

Wiper activated headlamps

Auto headlamps w/high beam control

Blind spot monitoring

Tire pressure monitoring system

Illuminated sunvisors

Electronic air temperature control

Front wraparound curtain

Thermal cab divider wall panel

MERCEDES-BENZ® AWD SPRINTER CHASSIS (23B)

MBUX® touchscreen multimedia infotainment system

w/navigation, Wi-Fi hotspot, SiriusXM® capability, Apple CarPlay® Android Auto™ Bluetooth® intelligent voice control and rear camera

Mercedes me connect app

Heated cab seats w/memory control and power lumbar support, heated, and manual swivel

3-point seat belts

Airbags driver and passenger

Power assist steering w/tilt and telescoping wheel

Digital rearview mirror

Active braking assist

Lane keeping assist

Attention assist

Traffic sign assist

Automatic rain-sensing wipers

DISTRONIC PLUS® (adaptive cruise control)

Power mirrors w/defrost and turn signals

Auto headlamps w/high beam assist

Automatic climate control

Power door locks w/remote

Power windows

Blind spot monitoring

Dash charging station w/wireless charging, 12V and USB powerpoints

Sunvisors

Thermal cab window blinds

Thermal cab divider wall panel

Interior

LED ceiling lights

Tinted dual-pane euro acrylic windows w/screen and cassette shade

Forward facing lounge w/3-point seat belts (23B)

Dinette seating w/3-point seat belts (22A)

Pull-up/fold down table

Removable pedestal table (23B)

Traffic sign recognition

Side facing fixed sofa w/lap belt (23B)

Color touchscreen systems monitor panel

Vinyl flooring throughout

Satellite system ready

Amplified digital HDTV antenna

Roof wiring access port

Assist bar

RAM® Tough-Track™ Mount (dinette overhead) (22A)

110V, 12V, USB charging ports

Deluxe powered ventilator fan w/remote

Accent lighting

OPTIONAL EQUIPMENT

Entertainment system w/smart Blu-ray™ disc player, Bluetooth soundbar and 24" HDTV (22A)

Entertainment system w/Bluetooth® soundbar and 24" HDTV (23B)

Galley

Galley drawer w/counter extension base (induction cooktop storage) (23B)

Laminated countertops

Microwave oven w/touch control (22A)

Microwave/convection oven w/touch controls (23B)

Pantry (22A)

2-burner LP range cooktop w/cover (22A)

Portable single burner induction range top (23B)

5.3 cu. ft. single door 12V refrigerator/freezer

Stainless steel sink w/sink cover and single control faucet

Adjustable/removable table/counter extension/workstation (22A)

Water pump switch (23B)

Bath

Medicine cabinet

Mirror

Oxygenics® shower head

Dry/wet bath w/pivoting wall

Robe hooks

Shower 24" x 30" w/wall surround

Shower curtain

Molded round sink with single control faucet

Tissue holder

Swiveling cassette toilet

Water pump switch

Bedroom

32" x 76" Twin beds w/WinnSleep® System (22A)

32" x 80" Twin beds w/WinnSleep® System (23B)

Flex bed kit

Wardrobe/drawer storage below beds

Metal clothes rod

Room divider curtain

Reading lights

110V, 12V, USB charging ports

Exterior

Heated gear garage w/L-track cargo tie down system, removable floor liner, 110V/12V charging ports and LED lighting

Mud flaps

Powered patio awning w/LED lighting and Bluetooth® control

Ladder (N/A w/pop-top)

Aluminum cab steps w/logoed tread and pet loop attachment (23B)

LED Porch light w/interior switch

OPTIONAL EQUIPMENT

Pop-top sleeping area w/FROLI® sleep system and 110V, USB charging ports (N/A w/luggage rack, exterior kitchen (22A), ladder)

Batwing awning

Luggage rack (N/A w/pop-top)

Exterior kitchen w/chest style 12V refrigerator/freezer, 2-burner LP cooktop, flip-up counter extension, quick-connect faucet, collapsible sink, and LP quick-connect hose (N/A w/pop-top) (22A)

Option to remove: Powered patio awning w/LED lighting and Bluetooth® control

Option to remove: Exterior graphics

Heating & Cooling System

13,500 BTU air conditioner

Truma® VarioHeat™ comfort

Electrical System

Auxiliary start circuit

Automatic dual-battery charge control

Coach battery disconnect system

Dedicated second alternator to charge coach batteries

Exterior AC duplex receptacle

Exterior TV jack

2,800-watt gas generator (22A)

2,500-watt LP generator (23B)

30-amp, power cord

(2) 170-watt and (1) 115-watt solar panel/battery charger (22A)

(2) 215-watt and (1) 100-watt solar panel/battery charger (23B)

220-watt flexible surface solar panel/battery charger (w/pop-top)

2,000-watt pure sine wave inverter/80-amp charger

(1) 320-amp-hour Lithionics® lithium ion battery

w/Bluetooth control package and battery pack heating system

OPTIONAL EQUIPMENT

Option to delete: 2,800-watt gas generator (22A)

Option to delete: 2,500-watt LP generator (23B)

Add (1) additional 320-amp-hour Lithionics® lithium-ion battery (generator delete mandatory with this option) (22A)

(1) 630-amp-hour Lithionics® lithium ion battery (generator delete mandatory with this option) (23B)

Plumbing System

Insulated water service center houses water center control panel, hooks, water pump switch, cable TV input, fresh water drain and portable satellite dish hook-up

Truma® AquaGo® tankless comfort plus water heater w/recirculation pump

On-demand water pump

Cold water purification system (galley only)

Heated holding tank compartment (above floor)

10" sewer hose

Shower drain pump

LPG accessory connection (patio area)

(2) removable 20lb. LP cylinder tanks

Safety

LP smoke and carbon monoxide detectors

Fire extinguisher

Ground fault interrupter

(2) Upper/lower LATCH system (dinette seating) (22A)

(1) Upper child seat tether anchor (23B)

High-mount brake lamps

Fog lamps

What do you need to know before you go?

And how does that cassette toilet work again?

You'll find the answers to these and many more questions in the EKKO Video Library, a collection of informative and how-to videos that explains pretty much everything you need to know about the EKKO.



EKKO Video Library

Scan the QR code with your smartphone camera to access the Video Library and learn more about the EKKO.

DECOR

VEREDIS



Vinyl Covering




Accent Fabric



Vinyl Flooring



Wall Board



Countertop



Wood

JUNIPER



Vinyl Covering



Bed Cover



Vinyl Flooring



Wall Board



Countertop



Wood

EXTERIORS



RAW SIENNA II



RAW SIENNA II WITH GRAPHICS



VERDANT II



VERDANT II WITH GRAPHICS

MEET THE EKKO SPRINTER

The all-new AWD Winnebago® EKKO™ Sprinter expands the EKKO lineup, complementing the trailblazing EKKO Transit with enhanced off-road capability, storage space, and a new multifunctional living area. All-season insulation extends the camping seasons, while its advanced power package and large water tank extends your off-grid stays.



Versatile Base Camp

With its 170" wheelbase, the EKKO Sprinter is 18" longer overall than the EKKO Transit, with belted seating for four, sleeping for three (or five with the optional pop-top), deeper gear garage, increased living space, and 80" long twin/flex beds.

Enhanced Off-Road Capability

Built on the Mercedes-Benz® all-wheel-drive Sprinter chassis, the EKKO Sprinter benefits from elevated ground clearance, as well as standard all-terrain tires for superior bite when navigating low-traction environments.

Multi-Use Living Area

The living space in the EKKO Sprinter is designed to flex to your needs, and is centered around a new multifunctional lounge that's easily configured in four different modes:


- Passenger seating for two with a pull-up table
- 2 side sofas with adjustable table
- U-shaped dining space to accommodate up to five
- Sleep mode creates a side-to-side sleeping space

Flexible Galley

The EKKO Sprinter galley features a portable single-burner induction cooktop, giving you the ability to cook outdoors, as well as a new microwave/convection oven, large galley sink bowl, deep-access drawers, and more.

Enhanced Tech and Safety Features

To enhance driving comfort and safety, the EKKO Sprinter incorporates the latest Mercedes-Benz safety and convenience features, starting with the MBUX® Multimedia System with navigation, Apple CarPlay® and Android Auto.™ Additional driver aids include digital rearview mirror, active lane keeping assist, DISTRONIC PLUS® adaptive cruise control, attention assist, and more.



Images feature 23B floorplan

Weights & Measurements	23B
Length	24'6"
Exterior Height	10'11"
Exterior Width	7'2.5"
Exterior Storage (cu. ft.)	64
Awning Length	13'
Interior Height	6'8"
Interior Width	6'9"
Freshwater Tank Capacity (gal.)	50
Water Heater Capacity (gal.)	Continuous
Holding Tank Capacity-Gray (gal.)	51
LP Capacity (lbs.)	40
Cassette Toilet Capacity (gal.)	5
Fuel Capacity (gal.)	24.5
GCWR (lbs.)	15,250
GVWR (lbs.)	11,030
GAWR - Front (lbs.)	4,410
GAWR - Rear (lbs.)	7,720
Wheelbase	170"
Sleeps	5

Winnebago's® continuing program of product improvement makes specifications, equipment, model availability, and prices subject to change without notice. Published content reflects the most current product information at the time of printing. Please consult your dealer for individual vehicle features and specifications.

*Winnebago recommends following the winter use guidelines and winterization procedures outlined in your owner's manual whenever camping in freezing conditions.



23B



Exteriors



RAW SIENNA II



RAW SIENNA II NO GRAPHICS



VERDANT II



VERDANT II NO GRAPHICS



SELENITE

Décor

VEREDIS



Vinyl Covering



Accent Fabric

Wall Board



Countertop

Vinyl Flooring



Wood

JUNIPER



Vinyl Covering



Bed Cover

Wall Board



Countertop

Vinyl Flooring



Wood



SCAN THIS QR CODE
TO LEARN MORE ABOUT THIS MODEL

Note: Dotted lines denote overhead storage areas. Blue dashed lines denote sleeping areas. Magenta dashed lines denote access to pop-top sleeping. Floorplans are representations only and are subject to change. Please contact a certified Winnebago dealer for more information.